

# Mouse OX40/TNFRSF4/CD134 Protein

Cat. No. OX4-MM440

## Description

<b>Source</b>	Recombinant Mouse OX40/TNFRSF4/CD134 Protein is expressed from HEK293 with His tag and Avi tag at the C-Terminus. It contains Val20-Pro211.
<b>Accession</b>	P47741
<b>Molecular Weight</b>	The protein has a predicted MW of 24.2 kDa. Due to glycosylation, the protein migrates to 50-60 kDa based on Bis-Tris PAGE result.
<b>Endotoxin</b>	Less than 1EU per ug by the LAL method.
<b>Purity</b>	> 95% as determined by Bis-Tris PAGE > 90% as determined by HPLC

## Formulation and Storage

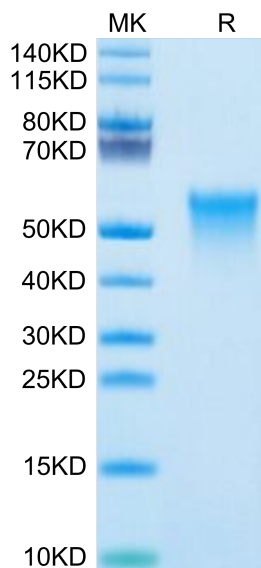
<b>Formulation</b>	Lyophilized from 0.22µm filtered solution in PBS (pH 7.4). Normally 8% trehalose is added as protectant before lyophilization.
<b>Reconstitution</b>	Centrifuge the tube before opening. Reconstituting to a concentration more than 100 µg/ml is recommended. Dissolve the lyophilized protein in distilled water.
<b>Storage</b>	-20 to -80°C for 12 months as supplied from date of receipt. -80°C for 3 months after reconstitution. Recommend to aliquot the protein into smaller quantities for optimal storage. Please minimize freeze-thaw cycles.

## Background

Tumor necrosis factor receptor superfamily, member 4 (TNFRSF4), also known as CD134 and OX40 receptor. OX40 is a secondary co-stimulatory immune checkpoint molecule, expressed after 24 to 72 hours following activation; its ligand, OX40L, is also not expressed on resting antigen presenting cells, but is following their activation.

## Assay Data

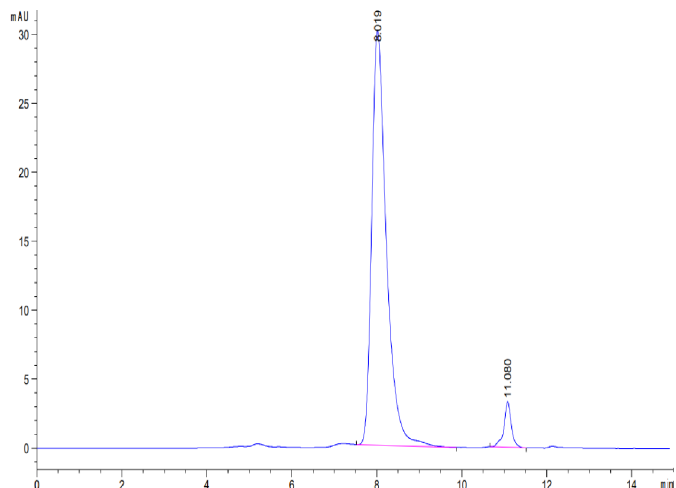
### Bis-Tris PAGE



Mouse OX40 on Bis-Tris PAGE under reduced condition. The purity is greater than 95%.

### SEC-HPLC

Assay Data

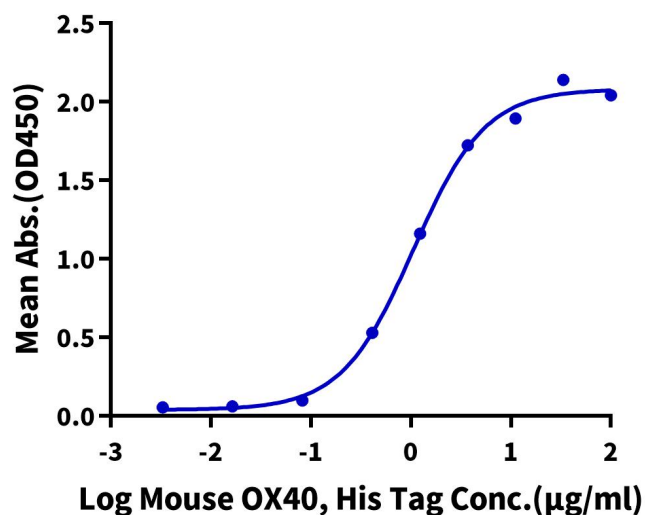


The purity of Mouse OX40 is greater than 90% as determined by SEC-HPLC.

ELISA Data

**Mouse OX40, His Tag ELISA**

0.5µg Mouse OX40 Ligand, hFc Tag Per Well



Immobilized Mouse OX40 Ligand, hFc Tag at 5µg/ml (100µl/well) on the plate. Dose response curve for Mouse OX40, His Tag with the EC50 of 1.06µg/ml determined by ELISA.